



Page 20



# *On Target*

*Being the News of the Shire of Arrows' Flight*  
*January 2007*



Some of the Children of the Shire enjoy activities at Solstice, especially the "Climb the Vidar" Contest



Page 1


His Grace Duke Sir Shawn and Her Excellency Nisa are installed as the new Baron and Baroness in the lands of Loch Salann, just to the North of the Shire



Their Majesties Timmur and Tianna share a laugh with Vidar and Ellisif




Her Majesty paints a device on Cynnrig's cheek



### Chronicler's Corner

Greetings, all. It has been a very eventful few months since our last edition of On Target. Most notable has been the tremendous growth of the Shire. We are no longer few, but MANY, and continue to grow. We have seen the development of the Brewers Guild and Minstrels' Guild, incredible activity in Arts and Sciences, increase in numbers of Both light and heavy fighters, and a renewed interest in archery. Our endless sea of children, now known as the Wrack of Arrows' Flight, is continuing to learn and develop under the inspired leadership of Lady Bronwyn, our indefatigable Youth Minister. It has been an incredible journey of late, and I for one, am enjoying the ride.



This February marks 1 year for Allegretza and I as members of this wonderful association of like minded anachronists. We first came because we thought that the SCA might provide a little diversion for us, and our family. We were wrong. It has become virtually an obsession. Our fellowship with you has become something we look forward to every day, and sometimes mundane life just drags by, as we wait for our next chance to be together, and play.

From challenges to trumpets, from making garb to being used as a pell, from being soaked in rainstorms at Uprising to planning our own Insurrection, the past year has been almost magical, and I can only wonder in great anticipation what the next year will bring. I know that I will do my best to provide fun and enjoyment to not only me and mine, but to all out there who enjoy this great game we call the SCA. I can only believe that many of you feel the same. Until next we meet, I will always be...

Yours in the dream  
Padruig McTavish



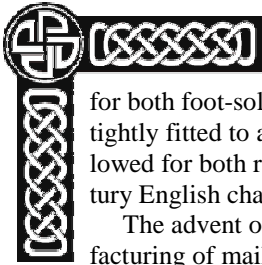
### On Target

1487 S 2850 E • Spanish Fork, UT 84660 • 801-473-6537 • rayzentz@aol.com  
Lord Padruig McTavish • Chronicler, Shire of Arrows' Flight

Submission deadline for the next issue is April. 15, 2007. Submit items of interest (stories, poems, drawings, photos, articles, etc) to Padruig by email, messenger, or carrier pigeon.

This is the January 31 issue of *On Target*, a publication of the Shire of Arrows' Flight of the Society for Creative Anachronism, Inc. (SCA, Inc.). On Target is available from Dr. Raymond Zentz at 1487 S 2850 E, Spanish Fork, UT 84660. It is not a corporate publication of SCA, Inc., and does not SCA, Inc., policies

Copyright 2006 Society for Creative Anachronism, Inc. For information on reprinting photographs, articles, or artwork from this publication, please contact the Chronicler, who will assist you in contacting the original creator of the piece. our contributors



(Continued from page 17)

for both foot-soldiers and cavalry. As a result the hauberk was tightly fitted to a person and the bottom split at the legs. This allowed for both riding. Running, and walking. During the 12<sup>th</sup> century English chain shirts were less fitted and tightened by a belt.

The advent of wire drawing in the 13<sup>th</sup> century made the manufacturing of mail for the common soldier practical. Like chain coifs, hauberks required a form of padding underneath to prevent the rings from digging and pinching. The padded undershirt was also known as a haqueton or gambeson.

Over the top of the chain shirts was worn a surcoat. This came into being in the middle years of the 12<sup>th</sup> century, and was a long fabric coat worn over the armor. The surcoat sometimes had long vertical plates riveted to it as reinforcement.

The weaknesses in chain shirts lead to the innovation of plate armor near the end of the fourteenth century. A form of plate armor contemporary with chainmail was lamellar. Lamellar is armor made of small metal plates that have been laced together. Lamellar construction of scale armor came from the east and was used widely across Europe from circa 1250 until the later part of the fourteenth century.

Again the resettling of the cities caused a need for a different type of armor for the city soldiers. City guardsmen wore only a leather jerkin because most attacks were directed at their head. The head and torso armor of the high middle ages evolved together. They were used in accent to each other and made transitions dependent upon each other. Technological innovations and advancement in skill allowed for the armor of the time to advance and provide more protection. These changes were all made with a

**Heralds Report:**  
Nothing reportable.  
Lord Stephan Schwartzwald



**Chirurgion Report:**

Thank you all for your recent donations to Chirurgion First Aid kit. We have an ample supply of ace bandages and gauze pads. If people would like to donate band-aids, ointments, head ache medicines, sprays and any other first aid stuff that would be great. With the new supplies we are also in need of a larger container to house them. If anyone has a large plastic tool box, tackle box or craft box they would like to donate that would be grand.

Thanks again.  
Finlay  
Chirurgion

# Shire Calendar

## February

Tuesdays - Fighter practice, 7:00 pm  
8 - Musicians Guild, Instrumentalists  
13-19 - Estrella War  
22 - Musicians Guild, Instrumentalists

## March

Tuesdays - Fighter practice, 7:00 pm  
**3 - Coronation - Loch Salaan**  
8 - Musicians Guild, Instrumentalists  
14 - Musicians Guild, vocalists  
22 - Musicians Guild, Instrumentalists  
24 - Defenders Tourney - Loch Salaan  
28 - Musicians guild, vocalists  
**31 - Mystery Event — Arrows' Flight**

## April

Tuesdays - Fighter practice, 7:00  
5 - Musicians Guild, Instrumentalists  
11 - Musicians Guild, vocalists  
**14 - Crown Tourney**  
19 - Musicians Guild, Instrumentalists

## May

**5 - Kingdom A&S**  
**11-13 Middle Eastern War**  
**25-26 - Quest - Gryphon's Lair**

## June

2 - Melee Madness - Loch Salaan  
**13-17 - Uprising - 1000 Eyes**  
30 - Baronial Chamionships - Gryphon's Lair

## July

**28 - Barons War (Kingdom Birthday)**

## September

**14-16 - Insurrection**

### General Information:

Fighter Practice is now at our Winter Site, held at Provo Community Church, on the SW corner of 200 N and University Ave, in Provo.

Musicians Guild meets at the home of Padruig 1487 S 2850 E, in Spanish Fork.

Events in **bold** face indicate shire encampments, or Kingdom events. For more events, see the Kingdom Newsletter

If populace members have dates they would like included here, please contact Lord Padruig.

## Officers - Shire of Arrows' Flight

### Seneschal

Lady Ellisif in Sleggia, 221-8247  
elsbet1@yahoo.com

### Reeve

Lady Kadrina Tanskalainan 225-7218  
tuckerka@hotmail.com

### Herald

Lord Stephan Schwartzwald, 225-7218  
Kevin@59@hotmail.com

### Knight Marshall

Lord Ian the Strange ?  
ianthestrangle@yahoo.com

### Youth Minister

Lady Bronwyn y Cardigan, 377-1379  
chanamb@aol.com

### Rapier Marshal

Lady Kyne Wynn the Kind

### Arts and Sciences

m'lady Caterina Montalbano 224-2523  
Daddyslittlebug@yahoo.com

### Chirurgion

Lord Finlay Mac Duff 435-843-5044  
alliancecapital@qwest.net

### Chronicler

Lord Padruig McTavish, 623-0271  
rayzantz@aol.com

### Hospitaller

Lady Asa Harroldsdottir 435-843-5044  
terreliott@yahoo.com

### Notice unto the populace

*On Target* is a quarterly printed publication, with issue dates in January, April, July, and October. It is issued free of charge to all Shire members, and landed Artemisian Royalty. If you are neither of these, and wish to subscribe, please send your current mailing address, as well as a check or money order for \$8.00, payable to the **Shire of Arrows' Flight**, to :  
Lady Kadrina Tanskalainan  
C/O Karina Tucker  
1937 S Main  
Orem, UT 84058

## The Sage Spoutings of our Seneschal

All hail the mighty Shire of Arrows' Flight! As we look to 2007, there are some great events and activities planned, and some improvements you'll notice as the year progresses. First and foremost, our new web site is now redesigned and in the hands of m'lord Cynwrig and m'lady Amanda. They are looking for content and images for the new site, so I'd like the Shire to put its collective creativity to use and help make our web site rich and full of content and features. One idea, as posted recently by m'lady Taegan, is to host an Arrows' Flight forum on the site; other features will be the Shire Armorial, the Shire Order of Precedence, a calendar for the weekly children's activities and Arts and Sciences classes, etc. Keep the ideas coming and submit them to Cynwrig and/or Amanda. Let's make our site a useful place to bookmark for not only our own denizens but for the whole Kingdom and Knowne World at large.

Secondly, the shire storage unit will be leased soon; if you currently are in possession of "shire stuff," please make it ready to move into the new storage location. If you need help transporting such stuff, please let me know. Thanks to everyone for all their ideas along these lines. What we're trying to accomplish with the storage unit is to provide the Shire with a single 'neutral' place in which to store shire goods, so that they can be organized, inventoried, easily accessible and don't take up space in anyone's private residence or storage area.

Also, Mystery Event is scheduled for March 31 and will be held at the American Fork Senior Center, the same site we've used for this event for many years. The event announcement is in January Sage Advice. This promises to be a very fun and interesting event; please mark it on your calendars and speak to Lord Ian the Strange if you wish to volunteer to help. Thank you to Lord Ian and M'lord Javier for organizing this event and the Beowulf feast!

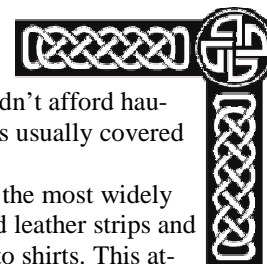
The Shire is currently brainstorming some fundraising ideas; if you have any ideas along these lines, please speak to myself, Lord Finlay or m'lady Allegretza.

There are two Shire offices which need filling: List Mistress/Minister and Sheriff. I will be speaking more about the requirements for these positions at upcoming fighter practices.

I look forward to 2007 with great enthusiasm! Thank you for making this job so fun.

In Service to the Dream and this Shire Without Peer,

*Lady Ellisif*



*(Continued from page 13)*

metal ring shirts. In the Early 1300's those that couldn't afford haubkerks wore jackets of quilted cloth or leather that was usually covered in a knee length tunic in their lord's colors.

Combining rings with cloth or leather was one of the most widely used types of armor. Up until the 14<sup>th</sup> century twisted leather strips and the use of half nailed rings were used to attach mail to shirts. This attaching of rings is commonly given the name of ringmail. One reason that leather was so commonly used was because of it was inexpensive. The Rodas Bible shows the elite men at arms wearing a coat of interlocking mail rings in the 10<sup>th</sup> and 11<sup>th</sup> century. After about 1000 the cost of mail made it available to only the rich. At the time the usual body armor was made of stout woven cloth that had rows of rings sewn to them. The Germans had their own version of this mail and leather armor. The German warriors of the 11<sup>th</sup> century wore tunics of leather or overlapping mail known as a clavine. The German version was different in that the mail was small pieces of metal instead of rings. Superior to this leather and mail armor was the chainmail armor. This was different from the ringmail in that the rings interlocked instead of being sewn to the cloth.

The coat of mail, or chainmail shirt had the qualities of both flexibility and being able to cover unusual vulnerable places. The coat of mail was a long blouse like shirt which extended over the upper arms. During the 11<sup>th</sup> and 12<sup>th</sup> century the main body armor was the coat of mail. The object in making the rings was to make them as solid as possible there were two main methods to do this. Mail rings were either riveted or made solidly with no joint. The rings were then interlocked to make up a whole shirt. Solid rings were arrayed in rows that were interchanged with rows of riveted rings. European chain mail was made of one ring interlocked with four others. The hauberk was made

*(Continued on page 18)*

*Brewers Corner(Continued from page 16)*

Take your grains, Gambrings Honey Malt and Crisp Cara Malt, and steep them in 3.5 gallons of filtered water for 30 minutes at 150 to 160 degrees F. Strain out your grains after the allotted time and add the Malt extract. Note, it is a good idea to heat the malt extract in warm water to loosen the syrup. Boil the extract in the tea you have just made for 45 minutes. About 15 minutes into the boil add the hops for the last 30 minutes. At this point it is easier to put the hops into a brewing sock or cheese cloth for easy recovery. When finished boiling remove the hops and discard.

Finlay MacDuff  
Apprentice Braumeister

## Brewer's Corner Pub

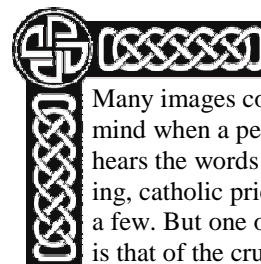
Greetings to all in the Shire. This issue we will be discussing brewing 101. This will be very basic and will be expounded on in future issues. I will first go over the items needed to begin brewing. The items listed can be changed, these are what I use. There are many different ways to brew, this is the way that I have found that works for me.

1. First and foremost, you need a desire to make beer.
2. Large brew pot. A 30 quart stainless steel pot is the minimum recommended.
3. Thermometer, to gauge the temperature of your wort. The wort is the mixture of all grains, malts and hops.
4. 6 to 7 gallon food grade plastic bucket. This is the primary fermentation. The lid of the bucket must have a sealable hole for an air lock to be placed in it.
5. Air Lock. This allows the gas of the fermentation process to escape without allowing air to come in contact with the wort.
6. Long stirring stick or spoon made from metal or hardened plastic.

The above list is what is needed to get you beer into stage 1 fermentation.

The Following is a recipe I used to make Asa's Ale.

1. 2.25 lbs of Gambrings Honey Malt, ground
2. 3 lbs Crisp Cara Malt (British), ground
3. 6 lbs Coopers Light Malt Extract
4. 2 oz Fuggles Hops, whole leaf
5. Irish Ale yeast, WLP004



Many images come to mind when a person hears the words medieval era or middle ages. Castles, ladies in waiting, catholic priests, traveling merchants, and fools with bells are just a few. But one of the first images brought to mind of the middle ages is that of the crusades and the men in armor that went on them.

Armor began as merely addition to a person's clothing and ended up as a whole suit of clothing itself that did not even need a person inside it for it to stand. One of the greatest times of transition in the armor was during the high middle ages, from about 1000 ad. to 1350 ad. This article looks specifically at the protective headwear and torso armor of the high middle ages.

Protective head wear took on many forms during the high middle ages. The name given to protective head wear is typically a helm. A more accurate term for a helmet that encloses the head is the German word *topfhelm*. *Topfhelm* quite literally means a pot for the head. Around the eleven hundreds a mail hood called a coif was worn for head protection. During the 12<sup>th</sup> century this coif was worn with a chain shirt. After about 1270 depictions of the coif show it separate from the chain shirt. Leather or padded cloth was used to dampen the blow to the coif. This was a small skull-cap that was frequently worn under the mail coifs. This was a worn circa 1220 A.D. and is known as a bascinet.

Over the coif was worn a small protective cap. During the 12<sup>th</sup> and 13<sup>th</sup> century common foot soldiers wore a type of arming cap that was a combination leather covered with iron. For those that could afford it a helm of full metal was worn over the chain coif. Most Helms in the 11<sup>th</sup> century were made of a single piece of iron. Conical helms were used until the 13<sup>th</sup> century, but round top versions with or without a nasal were popular after 1150. These caps were not used to replace the coif. They were used to enhance the effectiveness of the coif. Versions of this helm are seen in many historical places. Most helmets that can be seen in the Bayeux Tapestry are

*(Continued on page 12)*



## Knight Marshal Report

The holiday season was great for fighters as some of the shire members are now closer to being able to fight. We have started down that great road of plastic armor for some of our members and hope that we will have them up and fighting soon so that we can hit them down. Seriously if you want to get involved with heavy fighting please contact one of the already armored fighters and they can point you in the right direction.

We are easy to identify look for the guys that have a look on their face that says "I get hit a lot"

Lord Ian Munteer

Greetings to all

## Rabbit Wrack Report

The children of Arrows Flight have been very busy and I have been twice as busy trying to keep up with them. Their progress in their Page's Primers leaves me slack jawed. We have several children who are incredibly close to advancing from Cupbearer to Page. If you are a parent of one of these children I beg you to work with me to help them to complete their requirements so they can be recognized for their accomplishments and talents.

If your child does not have a Page's Primer please go to our yahoo group and use the link to the kingdom youth website and download and print a primer for your child. This program provides them with ideas on ways they can contribute and learn in the SCA. It is not limited by age only by the child's interest and commitment. I will be working with the children to complete as many requirements as possible in the coming months and at the request of many parents we will have a few reading nights thrown in.


I would like to remind parents that their children need to bring their own boffer equipment to practice. Please contact Padruig and I if you have any questions on what is required for your child to participate in boffer activities. We can help you get your child ready to conquer yet another aspect of the society and bring more fame and notoriety to our great shire!

I could not do what I do without the support and caring from all of the parents and other tolerant adults. I thank each and everyone of you from the bottom of my heart. You have created the best kids I have ever corrupted....I mean supervised, yeah supervised....

**Editors Note:** While our kind Youth Minister did not mention this, the expectation is that all adult members of the Shire, especially those who spawned little rabbits, occasionally assist in teaching and supervising said rabbits. Lady Asa has taken charge of the calendar, and the recommendation is that you contact her, and sign up for a date to do so. Otherwise, you may find yourself voluntold by our beloved seneschal and her vicious team of deputies. Or, Lady Bronwyn might use her great influence with the Tooth Fairy, and you will wake up one fine morning, missing a few...

Padruig

## The Coloring Page



c

# Awards and Recognition



The following awards were presented by

**TRM Timmur and Tianna,  
King and Queen of Artemesia, November 11, 2006**

**Lady Kyne Wynn the Kind**.....Golden Scarf  
**Lord Stephan the Other**.....Gryphon's Talon  
**Lord Vidar Bowbreaker**.....Totally Aggressive Nasty Killers  
**Lord John the Rat** .....Award of Arms  
**Lady Katie the Beloved** .....Award of Arms  
**Lord Finlay MacDuff** .....Award of Arms  
**Lady Asa Haroldsdottir**.....Award of Arms  
**Lord Padruig McTavish** .....Award of Arms  
**m'Lady Allegretza**.....Arts & Sciences Champion  
**Lord Padruig McTavish**.....Bard of Arrows' Flight  
**Lord Michael McCranney**.....Rapier Champion

# Godes Esse

I have noticed that there have been different spreads served at the various feasts since I have started attending events. It got me to wondering what would have been accurate. Honey butter, for instance, while very tasty, and somewhat a Current Middle Ages tradition, is not period. Actually, there is an olive spread in "A Taste of Ancient Rome", cited as Cato 119. It was called "Epityrum".

## Epityrum

"Make green, black, or varicolored epityrum in this way.

Pit the green, black, or varicolored olives. Season them thus: Chop them, and add oil, vinegar, coriander, cumin, fennel, rue, and mint.

Put them in a small jar, with oil on top and they are ready to use."

Other information in "A Taste of Ancient Rome" about this included: "Greeks and Romans ate this with cheese, whence the derivation of its name (epityrum = over cheese).

Varro (De lingua latina 7, 86) described it as a Greek recipe, and Columella (12,49,9) suggested that the olives be seasoned with salt, lentiscus, rue and fennel.



# Coronation

March 3, 2007  
Barony of Loch Salann

Unto the Right and Noble Populace of this our fairest of lands and Most Glorious of Kingdoms, the winds of change are blowing. Sir Ralph Bigod of Hereford has come to claim his right to the great Gryphon Throne of Artemisia. On this day, is sent this proclamation that Their Royal Majesties, Timmur and Tianna do intend that their people expend every effort to attend and honor their Heirs to the Throne, Sir Ralph Bigod of Hereford and his Benevolent Consort, Countess Cassandra De Catania.

A full day of festivities will be held March 3rd, and no respite will be given until late in the evening. Three grueling tournaments requiring skill, heart, and courage will be held this day. A King's Champion Tourney, Queen's Champion Tourney, and the Defender of the Sable Rose tourney will be held throughout the day. To all of those honorable fighters who will be taking part, please bring your weapons, armor, pennants, and banners to provide pageantry and gala for the event in honor of Their Royal Highnesses. All tournaments are to be held outside on the grounds. Shelter and warmth for the outdoors shall be provided if needed, but please come prepared for any and all weather conditions.

The Site shall be the Prophet Elias Greek Orthodox Church within the heart of the great Barony of Loch Salann. The address is 5335 Highland Drive in Holladay. The Site is "discreetly" wet (no mundane bottles). Please be responsible. An auction of cakes and sweets shall be the Kingdom fundraiser, held in the evening, and a special auction for the Heavy Fighters shall contribute to the Pennsic War chest.

## Schedule:

10:00am Site Opens

11:00am Final Court of Their Majesties Timmur & Tianna

12:30pm King's Champion and Queen's Champion Tourneys Begin

2:00pm Defender of the Sable Rose Tourney Begins

7:00pm Coronation Ceremony

11:00pm Site Closes

**Site Fee:** \$10 (\$13 for Non-Members)

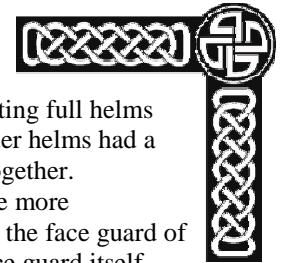
\$5 for Children 5 to 15 (Children under 5 years are free)

\$30 Family Cap

## Site Directions:

Going North on I-15, continue until you reach the I-215 interchange. Take I-215 eastbound and continue until you reach the 2000 East Exit. Turn left on 2000 East.

Go Northbound on 2000 East for roughly 1 mile until you come to the site. (2000 East automatically turns into Highland Drive)



bow by a small chain. Where coifs had been tight fitting full helms were large and fit over the whole head. The crusader helms had a chin strap that was made of two leather straps tied together.

The face guard of these cylindrical helms saw one more change. The end of the 13<sup>th</sup> century saw the cross on the face guard of a helm become larger and more pronounced. The face guard itself became more than just metal with ventilation and sight holes. As these helms were made and used the ideas and skills of the makers improved, thus allowing for more decoration. Another reason was that full helms made it impossible to see any part of the face. Consequently great helms were decorated as a method to tell who the wearer was. At the same time patterns and designs were placed on the shield to tell people apart. This swiftly developed into the heraldry system.

There is only one other area of helms during the high middle ages, that of the men protecting walls of the cities. With the resettling of the cities, people needed and wanted protection. So guards were used and these guards needed some sort of protection. In Germany the style worn in the 1200's was the kettle hat. This helm was dished and had a full brim (this later led to the development of the barbute by the addition of a nasal). The kettle hat was also used at times by sappers, field fortificationists, and as a small shield because of the extra wide brim. In other areas different styles of headgear were worn. For the most part helms for guardsmen in the cities of 1300 had large side pieces to cover their ears. With the invention of all these differing styles of helm it was realized that the neck was very vulnerable. Consequently the armor known as the gorget or bevor appeared at the end of the 13<sup>th</sup> century. They were made of plates and protected the neck and chin.

The most critical and common armor of the high middle ages was that of armor that covered the torso. The most common types of torso armor in the beginning was leather, some type of metal rings, or a combination of both.

Early on leather was the most used armor for the common soldier. During the invasion of 1066 the foot-soldiers and cavalry wore they

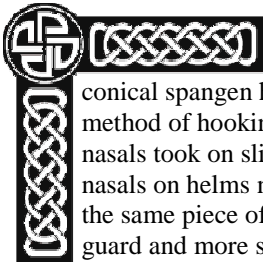
## Ramblings from the Reeve

Financially, we're fine. Crown done did good. Thank you, everyone. We are the bestest Shire ever.

In service to the shire,  
Lady Kadrina T.

same type of armor. The leather tunics were called hauberks or byrines. The word hauberk comes from the German *hals* meaning throat and *bergan* meaning to hide or protect. Later on the term hauberk was also applied to the

*(Continued on page 17)*



(Continued from page 5)

conical spangen helms. In the 13<sup>th</sup> century the Germans developed a method of hooking the coif to the nasal of the helm top. Eventually nasals took on slightly other forms. During the 11<sup>th</sup> and 12<sup>th</sup> century nasals on helms no longer were attached to the helm; but made out of the same piece of iron as the helm. This would lead to a stronger face guard and more solid protection.

Over time the small cap worn on the top of the head evolved downward leading to full helms that guarded the whole head. During the reign of Philip Augustus small tight fitting coifs were replaced by suspended helms. French and Germanic Helms in 1100 were basically caps that usually had an ocular face guard coming off of the nasal. Other forms of face guards evolved simultaneously. The first style of helm to include more face protection than a nasal or oculars was a type of metal perforated mask. These face guards were attached in some form to the same small arming cap that was being worn before. These face guards began to take on other forms. After about 1180 conical, flattop, and round topped helms had face guards that typically had eye slits and breathing holes. Eventually not only the knights wore caps with face guards, but the common foot-soldier began to wear face guards. Face guards became common during the 13<sup>th</sup> century.

Over time these face guards were more securely attached to the caps. Eventually the face guard became extended. The extension went around the back of the head and produced the cylindrical helm. This helm was almost always flat top in the beginning. By the late 13<sup>th</sup> century these helms almost universally developed into the crusader helm, that had a full face and back of the head guard. This cylindrical helm had a resemblance to a bucket upturned on someone's head. But with appearance aside it provided much more protection than the chain coif had been.

The full headed helms had to be worn in a different manner that a coif did. A coif only required some layer between it and the wearer to prevent the links from pinching or causing damage. But a full helm required more. Items such as padding and suspension were needed to accommodate for this new protective device. But these new full helms did not replace the coif. Instead they were used to enhance the value of it in much the same way the cap helms were used. The first helms were worn over a coif, and resting on the shoulders. The crusader helms were worn over a mail coif and a protective padded arming cap. These arming caps can be seen as the roll of cloth worn over the coif, while the helm is off, in knightly depictions. Other padding worn inside of the helm was a leather skull cap made of the thongs sewn at the top.

These large and heavy helms only needed to be worn in battle and were quite cumbersome. So the first helms were carried on the saddle



## Arts and Sciences Report

Our Beloved Shire has been very busy in the Arts and Sciences. Our Brewers Guild has made a plethora of beer with some ale and mead thrown in the mix. Much garb has been sewn and much more will be made as we get ready for War and Coronation. Even on a slow month we have a long list of things we have created. It makes me so happy that we are so busy! If you have suggestions on classes you would like to take or something you would like more information on, please tell me!

## You Could Be Famous!

If you have an area of interest that you are passionate about and have a flair for writing, you could be exactly who we're looking for! The editorship of the Compleat Anachronist (CA) is changing hands, and we're actively recruiting contributing writers, reviewers, and illustrators.

The Compleat Anachronist is published quarterly and is dedicated to in-depth exploration of specific topics of medieval life. It is available by subscription to members of the SCA, or can be purchased through the SCA marketplace.


- Prospective Writers: You are invited to send manuscript proposals to the new editor. Proposals may be as short as a few paragraphs that describe your ideas for a manuscript, or as involved as a complete draft of a manuscript. Prospective writers should consider topics that can reasonably fill 40-50 pages of 10 point font text, including illustrations.
- Reviewers: Assist the editor in reviewing manuscripts. Reviewers may recommend changes, deletions, or additions to what the writer has presented, and help the editor check resources and references. We do the best we can to use reviewers whose interests are similar to the topic of the manuscript they are reviewing, so the more reviewers we have, the better.
- Illustrators: We're looking into the feasibility of using photographs in the CA. However, there may be times that the author of a manuscript is unable or chooses not to use photographs. Illustrators are needed to help authors produce line drawing and other artwork for their manuscripts.

If you are interested in taking part in some exciting changes planned for the CA, please contact the new editor:

Tonwen ferch Gruffudd Aur (mka Rae Hadley )  
houndofzeus@pacbell.net (until he CA editor e-mail address is transferred)

In service,

Tonwen ferch Gruffudd Aur, OL



# Middle Eastern War

Willem squinted over the battlements, stamping his feet and blowing into his hands, as the early morning sun began its rise over the horizon. He was looking forward to his relief. The night on watch had been cold, and there was a thin rime of frost on the stone. A cup of hot soup would be welcome, and then it would off to bed. He might even find someone to help warm it.

The castle was already in a bustle, as the final refugees were entering the gates, and preparations for a siege were underway. A week ago, several patrols had told the seneschal that the Saracens were near, but none of the more recent patrols had returned, so nobody knew when the marauders would attack.

Yesterday, the king, his retinue, and all of his soldiers had arrived, so residents of the castle were in good spirits. Still, tension was high, tempers were beginning to flare, and the waiting was getting on Willem's nerves.

He was watching a robin wrestling a worm on the ground below the battlements, when something odd in the distance caught his attention. Shading his eyes against the glare, he peered out in the distance. At first, he couldn't tell what had disturbed him. All he could see was the glitter of the sun reflecting off water. Suddenly, it occurred to him that there was no water in that direction. Shocked, he watched as the glitter turned into a sea of spear points. Grabbing the alarm rope, and pulling 'til the bell pealed frantically, he watched as the spears grew, and the army carrying them rose into view. The horde had arrived...

Thus begins this years Middle Eastern War. Come join us as we fight tooth and nail for each inch of this authentic stone and mortar fortification..

**Site:** the "Castle" behind the State Hospital in Provo Utah.

**Dates:** opens at High Noon on May 11<sup>th</sup> and closes on May 13<sup>th</sup>.

**Directions:** Take your best route to Provo Center street exit. Go East on center (towards the mountains). Follow it until you see it curve to your left. There will be a sharp right hand turn onto a divided street which will be marked with the usual SCA Signage. Follow the rest of the signs up and behind the hospital.

**Site Fees:** \$15 (weekend), \$10 (day trip).

**family cap:** \$40

This is a State Park and so it is a dry site. There are limited water sources. No feast will be held this year although there may be a lunch fund raiser on Saturday.

**Autocrats:** Lord Stephan Schwartzwald (801) 225-7218

email ktucker59@yahoo.com

Lord Padruig McTavish (801) 623-0371

email rayzentz@aim.com.

## Rapier Marshal Report



Greetings Unto the Shire Without Peer, The Rapier Fighter's of Arrows' Flight are alive and well. We average 4 to 8 fighter's participating each week at fighter practice. Recently our practice was graced with the welcome Presence of His Majesty Timmur, and also Lady Rowan. We appreciated having someone new to play with. Much to Our Delight, Lady Rowan participated in

our B.R.A.T. (Bragging Rights of Arrows' Flight Tourney) tournament. These tournaments have been the source of tournament etiquette education for the fighters and amusement for the Shire.

We are working on implementing the new Rapier Fighter authorizations. The new authorizations need to be completed by June 1, 2008. Individuals will authorize in individual styles, (similar to the Heavy Fighter's authorization process): single sword, offensive off-hand, defensive off-hand, melee, and the Cut and Thrust style of fighting. The new authorization process will also include a written test of the rules and conventions of Rapier Fighting. I will have a copy of the current SCA wide and Artemisia rules available for fighters, or they can be accessed online at <http://www.sca.org/officers/marshal/combat/rapier/index.html> and <http://www.artemisia.sca.org/marshallate/artRapier3.PDF> respectively.

Please make sure your kit is up to standard. Among other things, that means you MUST have proper back of the head protection and your mask must have a secondary fastening. If you need help in determining if your kit will pass inspection, please ask. If it doesn't pass, you won't get to fight.

I am looking forward to serving as the Shire's Rapier Marshal.

Yours In Service,

Lady KyneWynn the Kind